



One of the UK's leading installers of steel doors and security solutions.

# Contents

---

03

About Us

04

Standard Exit  
Doors

05

Standard  
Personnel Doors

06

Our Sectors

08

Product Portfolio

12

Security Doors

14

Substation doors

16

Features &  
Enhancements

18

Certified Doors

20

Architectural Doors

21

Communal Doors

22

Kiosks &  
Bottles Frames

24

Barsets & Crowd  
Control Gates

26

Product Accreditation

27

Colours  
& Finishes

28

Services & Installation

---

# About Us

Telephone: 0800 633 5736 Email: [sales@arrowsecurityshutters.co.uk](mailto:sales@arrowsecurityshutters.co.uk)

Since 2001, **Arrow Security Shutters** has been at the forefront of installing top-tier physical security solutions, catering to both UK and international clients

We take pride in our position as one of the nation's foremost providers, offering a wide range of steel doors, bar sets, kiosks, communal entrances, and an extensive array of physical security solutions. With over three decades of industry expertise and technical knowledge.

**Arrow** stands out as the premier authority in pioneering innovative physical security solutions for the UK's infrastructure. Trusted globally as suppliers to some of the most distinguished brand, **Arrow Security Shutters** provides a comprehensive and professional service, including international survey to installation packages.



# STANDARD FIRE EXIT DOOR with PANIC BAR

Premium features of door and frame as standard:


Expandable frame to accommodate openings:

830 - 890 x 2075  
880 - 940 x 2075  
980 - 1040 x 2075  
1100 - 1160 x 2075  
1200 - 1260 x 2075

- Comes complete with frame, hinges and low threshold
- Anti-jemmy hinge bolts
- Anti-jemmy lip round the frame
- 2mm frame, 1.2mm leaf with inbuilt steel strengthening
- 50mm thick door leaf filled with fibre glass / mineral wool
- Reinforced panel for friction stay or door closer
- Easily removable threshold
- 4 heavy duty lift off hinges
- Full weather seal
- Hinged on the left or right, opening outwards

Features of Exidor panic hardware

- Activation - Push bar
- Projection - 98mm from door face
- Bolt style - Latch
- Durability - 200,000 cycles
- Finish - Silver
- CE Marked






# STANDARD STEEL PERSONNEL DOOR

Premium features as standard:

- Expandable frame to accommodate openings:
- 880-940 x 2075mm
- 980-1040 x 2075mm
- Comes with frame, stainless steel handles, hinges and lock
- 9 to 12 point locking system
- Anti-jemmy hinge bolts
- Anti-jemmy lip round the frame
- 1.2mm frame, 0.8mm leaf with inbuilt steel strengthening
- 50mm thick door leaf filled with fibre glass / mineral wool
- CE marked / Approved product
- Reinforced panel for friction stay or door closer
- Easily removable threshold
- 4 heavy duty lift off hinges
- Full weather seal
- Hinged on the left or right, opening inwards or outwards



StandardSteel Personnel Door



# Our Sectors

Supplying a vast range of sectors, our products are bespoke and versatile having the ability to adapt to your requirements.



Renewables



Power



Architectural



Water



Airports



Security



Construction



Medical





Rails



Communal



Gas



Police



Prison



Marine



Petrochemical



Nuclear

# Product Portfolio

From express steel doors to crowd control gates, we offer the most extensive range of physical security products on the market. Our comprehensive portfolio offers a variety of third-party accredited solutions for security, fire, flood, acoustic, bomb mitigation and crowd surge requirements. Outside of our product range, we also pride ourselves on being able to engineer bespoke solutions to suit alternative specifications.

## METAL DOORSETS


### M2M<sup>+24</sup>



### M2M<sup>+</sup>



### M2M<sup>2</sup>



## ACCREDITATION

### SECURITY

PAS 24:2-2022

LPS 1175: Issue 7  
Security Rating 2

### FIRE

Up to FD120

Up to FD240

Up to FD240

### INTERNAL

BS 465 Part 22, and BS  
EN 1634

EN 16034 and BS EN  
14351-1

BS 465 Part 22 & BS EN  
1634

### EXTERNAL

BS EN 14351-1 & EN  
16034

BS EN 14351-1 & EN  
16034

### ACOUSTIC

BS EN ISO 101402  
Up to Rw40

BS EN ISO 101402  
Up to Rw42

### FLOOD

### GLAZING & LOUVRES

Glazing & Louvres

Glazing & Louvres

Glazing & Louvres

### OPENING

Inward & Outward

Inward & Outward

Inward & Outward

### PANELS

Top & Side

Top & Side

## M2M<sup>3</sup>



LPS 1175: Issue 7  
Security Rating 3

Up to FD240

BS 465 Part 22 & BS  
EN 1634

BS EN 14351-1 & EN  
16034

BS EN ISO 101402  
Up to Rw40

Glazing & Louvres

Inward & Outward

Top & Side

## M2M<sup>4</sup>



LPS 1175: Issue 7  
Security Rating 4

Up to FD240

BS 465 Part 22 & BS EN  
1634

BS EN 14351-1 & EN  
16034


BS EN ISO 101402  
Up to Rw40

Glazing & Louvres

Inward & Outward

Top & Side

## M2M<sup>FL</sup>



LPS 1175: Issue 7  
Security Rating 2, 3, 4


PAS 118-1  
DMWD 840mm

Glazing

Outward

Top & Side

## M2M<sup>+</sup>EXPRESS



Glazing & Louvres

Inward & Outward



# Product Portfolio

## METAL DOORSETS

### CAPITAL<sup>45</sup>



### CLASSICAL<sup>AL</sup>



## ACCREDITATION



### SECURITY

LPS 2081: Issue 1  
Security Rating B

### FIRE

BS EN 1634-1  
Up to FD180

### INTERNAL

### EXTERNAL

### ACOUSTIC

BS EN ISO 101402  
UP TO RW36

### FLOOD

### GLAZING & LOUVRES

Glazing & Louvres

Glazing

### OPENING

Inward & Outward

Inward & Outward

### PANELS

Top & Side

Top & Side

MODULAR ENCLOSURES

KIOSKS




From express steel doors to crowd control gates, We offer the most extensive range of physical security products on the market. Our comprehensive portfolio offers a variety of third-party accredited solutions for security, fire, flood, acoustic, bomb mitigation and crowd surge requirements. Outside of our product range, we also pride ourselves on being able to engineer bespoke solutions to suit alternative specifications.

BOTTLE CAGES & BAR SETS

GRILLES



VERTEX



BARSETS



ACCREDITATION



SECURITY

LPS 1175: Issue 5/6/7  
Security Rating 1/2/3

LPS 1175: Issue 7  
Security Rating 2/3

LPS 1175: Issue 7  
Security Rating 2/4



# Security Doors

---

The extensive portfolio of steel doors provides you with both versatile, general-purpose doors and certified high-security doors.

All doors are made to measure to suit your requirements, and are available at competitive prices. Our selection of third-party accredited doors offers an assured level of protection for your buildings.



## M2M<sup>co</sup>+Express

---

Ideal as an emergency replacement door. M2M<sup>co</sup> doors can be configured as a single or double personnel door or fire exit, with a selection of optional extras.





## M2M<sup>+</sup>

---

M2M<sup>+</sup> multi-purpose steel doorsets are suitable for internal or external installation in industrial, commercial, and even domestic buildings. Available with an extensive selection of optional extras, vision panels, and louvres, M2M<sup>+</sup> doorsets can be tailored to your exact requirements. M2M<sup>+</sup> doors are commonly installed in commercial and industrial premises.

## M2M<sup>+24</sup>

---

M2M<sup>+24</sup> offers an enhanced security performance ensuring the doorset can withstand a series of manual and mechanical tests over a defined period. M2M<sup>+24</sup> can be configured as a single or double door, with mechanical and electric locking. These doorsets offer great protection to commercial and residential buildings, plant rooms, or substations and are designed to meet the industry standard PAS24.






# Substation Doors

## M2M<sup>2</sup>

Certified by the LPCB to LPS 1175: Issue 7 Security Rating 2, M2M<sup>2</sup> doorsets provide defence against opportunist attacks. M2M<sup>2</sup> doors are particularly popular among utility clients, and companies operating within remote or substation sites.



## M2M<sup>3</sup>

Providing a high level of resistance to attack, M2M<sup>3</sup> doors have achieved LPCB accreditation to LPS 1175: Issue 7 Security Rating 3. Offering the most extensive series of SR3 certified options, M2M<sup>3</sup> doorsets are available with a wide range of hardware, louvres, vision panels, and MICO Abryll locking options.








## M2M<sup>4</sup>

M2M<sup>4</sup> doors are certified by the LPCB to LPS 1175: Issue 7 Security Rating 4, assuring specifiers of the high resistance to attack that this doorset offers. M2M<sup>4</sup> high security doorsets are ideal for installation in high value infrastructure, government and defence premises, and financial buildings.



“Excellent and fast response from the team”

# Features & Enhancements



## ACCREDITATIONS

**Fire** - All M2M doors are available with a fire rating of up to FD240, offering fire integrity resistance for four hours, awarded by Exova under the CERTIFIRE scheme.

**Acoustic** - M2M doors are available with an acoustic rating of up to Rw42, offering a noise reduction of up to 42dB, depending on specification.

**Flood** - All M2M doors can be engineered as flood defence doors, which have been successfully tested to PAS 1188, with a designated maximum water depth of 840mm.



## LOCKING OPTIONS

**M2M<sup>+</sup>** doors are available with an extensive series of locks to suit a wide variety of applications.

**M2M<sup>2</sup>** doors are available with a selection of MICO Elite locks.

**M2M<sup>3</sup>** and **M2M<sup>4</sup>** doors are fitted with high-security locks from the MICO Abryll and MICO 942 ranges.

All **M2M** doors are available with a range of access control options. These can provide ease of access with a push button, or control access with a keypad, for example.

A variety of ironmongery options outside of our standard scope are also available to provide desired functionality.

## GLAZING & LOUVRES

Vision panels are available in a range of sizes and with various types of glazing.

A selection of punched and bladed louvres are available to provide ventilation to suit various airflow requirements.



## ANCILLARY ITEMS

A wide range of door closers and limit stays can be fitted to all M2M doors.

Cable ports can be integrated into doorsets to allow for cables to run through the leaf.

Padlockable lock covers are available to provide additional protection against attack.

Other options include additional hardware and door furniture, spy viewers, letterboxes and drop bars.

## PANELS

Side and top panels are available, including louvred, glazed or solid options to secure larger structural openings.

Hinged or removable top panels are also available to provide a larger clearance, where required.

Standalone louvre panels are available to provide ventilation.

## COLOURS & FINISHES

All M2M doors are available primed or polyester powder coated in a selection of 56 colours, as standard, in a range of finishes.


Woodgrain effects and other non-standard colours and finishes are also available at a premium.



# Certified Doors

---

The selection of certified security doors offers an assured level of protection for your buildings.



## M2M<sup>FD</sup>

The M2M<sup>FD</sup> range offers a series of fire doors available with a rating of FD30 TO FD240, providing up to four hours of fire integrity, as certified by a globally-recognised fire testing and certification company.

## M2M<sup>FL</sup>

The M2M<sup>FL</sup> range of flood defence doorsets have been successfully tested to PAS 1188-1:2014, with a designated maximum water depth of 840mm.



## M2M<sup>AC</sup>

The M2M<sup>AC</sup> range of acoustic doorsets comprises of M2M<sup>+AC</sup> and M2M2<sup>AC</sup>, available with an ISO 10140 rating from Rw28 to Rw42, depending on specification. M2M<sup>+AC</sup> doorsets are available with a wide range of acoustic ratings, and are ideal for project briefs that do not require third party security accreditation.



# Architectural Doors

Widely installed throughout London, architectural door are located in skyscrapers, luxury accommodation, transport hubs and high-value retail complexes.

## CAPITAL<sup>45</sup>

An innovative product for inspiring buildings, the Capital<sup>45</sup> This premium architectural steel doorset is bespoke-engineered and precision-manufactured to suit infrastructure requirements. Capital<sup>45</sup> doorsets are available with third-party acoustic, thermal and fire accreditations to suit a wide range of project briefs.



# Communal Doors

---

Supplying the UK market for over 25 years, a leading provider of communal entrance solutions, including doors and panels, for the social housing and public building sectors

## CLASSIC<sup>AL</sup>

---

Classic<sup>AL</sup> communal entrance doors and panels are constructed from reinforced aluminium and stainless steel, combining superior strength with a contemporary appearance. Designed to meet rigorous requirements, Classic<sup>AL</sup> doors are LPCB certified to LPS 2081 Security Rating B, and are supplied with a one year anti-rust warranty.





# Kiosks & Bottle Frames

---

Our portfolio includes high-security kiosks, steel doors, bar sets, access hatches, cylinder clamps, bottle frames and anti-climb solutions, as well as associated civil works.



## CYLINDER CLAMPS


---

Developed in conjunction with the Security and Emergency Measures Direction, cylinder clamps are used to secure gas bottles in sensitive areas. They are designed to protect against theft and misuse of hazardous chemicals. Offering a certified level of protection against theft or damage, our cylinder clamps are accredited to LPS 1175 SR2 by the LPCB.

## KIOSKS

---

Designed to protect vulnerable buildings and high value assets, we offer a range of modular enclosures. Kiosks can be manufactured to any size, and can be used for direct replacements or over units. Standard units are supplied with padlockable single or double leaf doors. Padlocks are protected with a user-friendly shroud. Optional upgrades include key access doors, celotex insulation, and varnished ply lining.



A photograph of a row of green electrical cabinets or lockers. The cabinets are arranged in a line, and each has a small, arched, light-colored handle or latch. In the foreground, there is a metal railing made of horizontal bars and vertical posts. The ground is covered with gravel and some sparse grass. The sky is blue with white clouds.

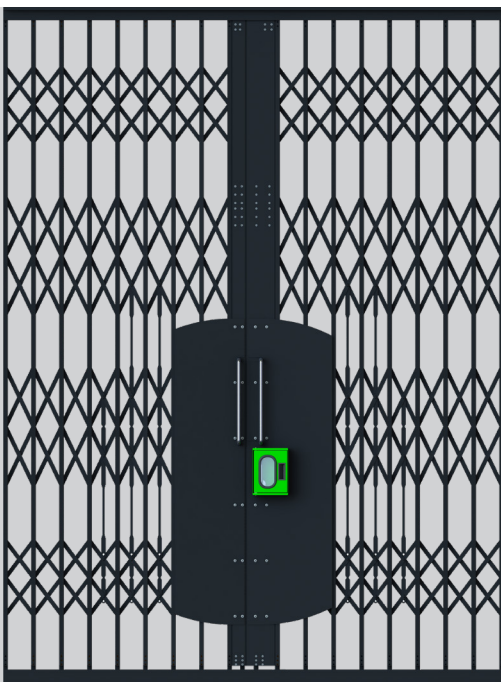

**“Great and  
Prompt Service”**



# Bar Sets & Crowd Control Gates

---

With a comprehensive product portfolio also extends to a range of modular high-security bar sets, as well as a selection of collapsible crowd control gates.



## VERTEX

---



Vertex is a range of crowd control, emergency escape gates, comprising of the Vertex2 and Vertex3, certified by the LPCB to LPS 1175 SR2 and SR3, respectively. Designed in response to an increased demand for a high-security, anti-surge solution for high-traffic areas, Vertex gates have exceeded load tests specified in BS EN 1991-1-1-2002, and have been subjected to 5kN/m perpendicular loading, simulating crowd surge.



## BARSETS

---

Spartan is a range of high-security bar sets, certified by the LPCB to LPS 1175 SR2 and SR4, respectively. The lightweight construction of Spartan bar sets ensures ease of installation for large-scale projects, and the modular design means they can be engineered to secure almost any opening.



# Products

## Accreditation

### UKCA Marking

UKCA certification is compulsory for all external fire doors in the UK. This will be effective from the 31<sup>st</sup> December 2022 making it a legal requirement as part of the building regulations, that all external rated doorsets are UKCA marked to EN 16034 and BS EN 14351-1.

The entire range of security certified doors have achieved external fire CE/UKCA Certification, including its Security Rated 4 (SR4) doors. Each of the LPCB LPS 1175 certified doorsets have achieved this status.



### The Loss Prevention Certification Board

LPCB is a globally recognised third-party certification body delivering certainty for over 150 years.



### Certifire

Certifire is an third-party passive fire product certification scheme that assures performance, quality, reliability and traceability of products and systems.



### Secured by Design

Secured by Design (SBD) is the official police security initiative that works to improve the security of buildings and their immediate surroundings to provide safe places to live, work, shop and visit.

SBD's product based accreditation scheme – the Police Preferred Specification – provides a recognised standard for all security products that can deter and reduce crime.






# Colours & Finishes

---

Our products are polyester powder coated as standard with an extensive array of colours and finishes to choose from. As well as solid colours, we also offer a captivating woodgrain-effect finish.






# Services & Installation

---

Arrow Security Shutters offers a range of services and security solutions designed to provide you with peace of mind ensuring your buildings and possessions have the greatest physical protection. Each of our services can be tailored to your requirements, and we have an extensive range of experts in our team at Bradbury Group so we can advise and deliver the ideal physical security solutions for you.

## Installation Support

Where required, we can support you with installation of your projects,



## Customer Service

Arrow Security Shutters offers a customer support portal, to quickly and effectively manage existing orders, queries or issues.

# We are International

---

With a dedicated export team, we can provide an international delivery service, training for our trade partners and overseas installation.



## Handcrafted By Our Team

Products are all bespoke-engineered in-house, allowing us to offer a wide range of physical security solutions, which are tailored to varying requirements.



---

Telephone: 0800 633 5736  
Email: [sales@arrowsecurityshutters.co.uk](mailto:sales@arrowsecurityshutters.co.uk)  
Website: [www.arrowsecurityshutters.co.uk](http://www.arrowsecurityshutters.co.uk)