

# 1500 Swivel Belt – Order Form

Email Order Form to: [sales@arrowsecurityshutters.co.uk](mailto:sales@arrowsecurityshutters.co.uk)

**Customer:**

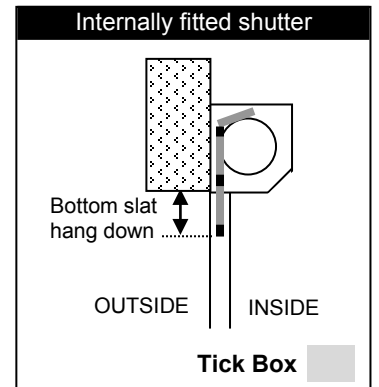
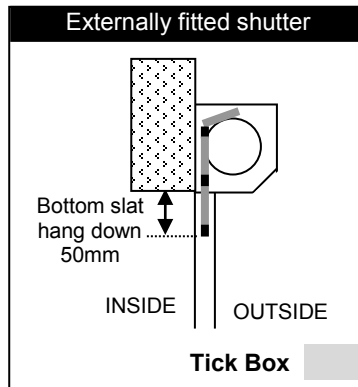
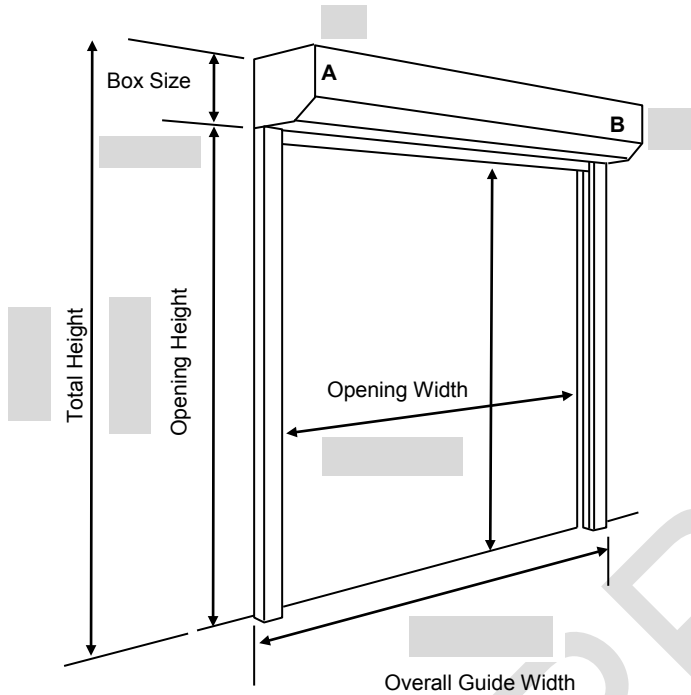
**Delivery Address:**

## Self-Fit DIY shutters that are pre-made and easy to fit

**How To Measure** Using the diagram below write in the Opening Width and the opening height and complete the Options Tick-Box. When the shutter is fully raised, a minimum of 50mm bottom slat hangs down into the opening. From each edge of the opening width, 53mm is required for each of the guide rails.

**Box Sizes** (maximum shutter height including box for each box size)

Doors up to 1600mm high (box size 165mm) | Doors up to 2000mm high (box size 180mm) | Doors up to 2800mm high (box size 205mm)

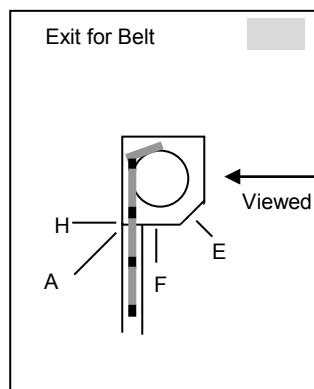
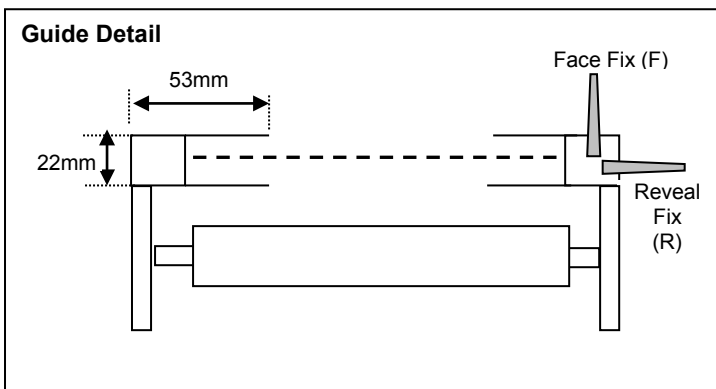
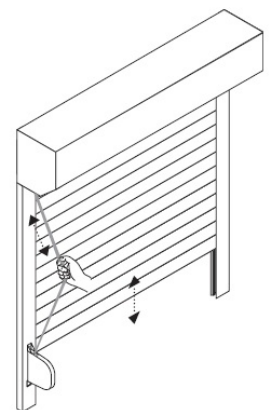


**Total Height** = full height of shutter including box.  
**Guide Height** = from bottom of shutter to underside of shutter box  
**Box size** = See Box Sizes above.  
**Opening Height** = from bottom of shutter guide to Underside of Box. (Clear opening height is less 50mm hangdown)  
**Opening Width** = Width from inside of each guide rail.  
**Overall Guide Width** = full width of shutter, outside of guide rails.  
 Opening width + 53mm + 53mm for each guide rail

**Options Tick-box** Swivel belt operated, Viewed looking at the box please tick A or B to which side belt is to be on: Complete the tick box and using the diagram below select the exit for the belt

Slat Type Vented	Slat Type None Vented	Slat Colour	Bottom Slat Colour	Guide Rail Colour	Box Colour
<input type="checkbox"/>	<input type="checkbox"/>	<input type="checkbox"/>	<input type="checkbox"/>	<input type="checkbox"/>	<input type="checkbox"/>

Guide Fixing Face (F)	Guide Fixing Reveal (R)	Box Position above Opening	Box Position in Opening	Shutter is covering a window	Shutter is covering a doorway
<input type="checkbox"/>	<input type="checkbox"/>	<input type="checkbox"/>	<input type="checkbox"/>	<input type="checkbox"/>	<input type="checkbox"/>



Please send a photo of the opening you are covering and enter additional information here: