

# 75mm 1 Hour Fire Rated – Order Form

Email Order Form to: [sales@arrowsecurityshutters.co.uk](mailto:sales@arrowsecurityshutters.co.uk)

Tel: 0800 633 5736

**Customer:**

**Delivery Address:**

## Self-Fit DIY shutters that are pre-made and easy to fit

### How to Measure

Measure the structural width of the opening in three locations top, middle and bottom. Measure the structural height in two locations left and right sides top to bottom. The full shutter width for a face fixing fire shutter (back of angles)

50mm guide channels (Can be used on shutters up to 3 m wide) + 5mm angle each side

Full shutter width (back of angles) = opening width + 110mm

65mm guide channels (Can be used on shutters over 3 m wide) + 5mm angle each side

Full shutter width (back of angles) = opening width + 140mm

The shutter box will extend beyond this on the motor side. If a safety brake is requested the shutter box will also extend to 50mm on the dummy end side

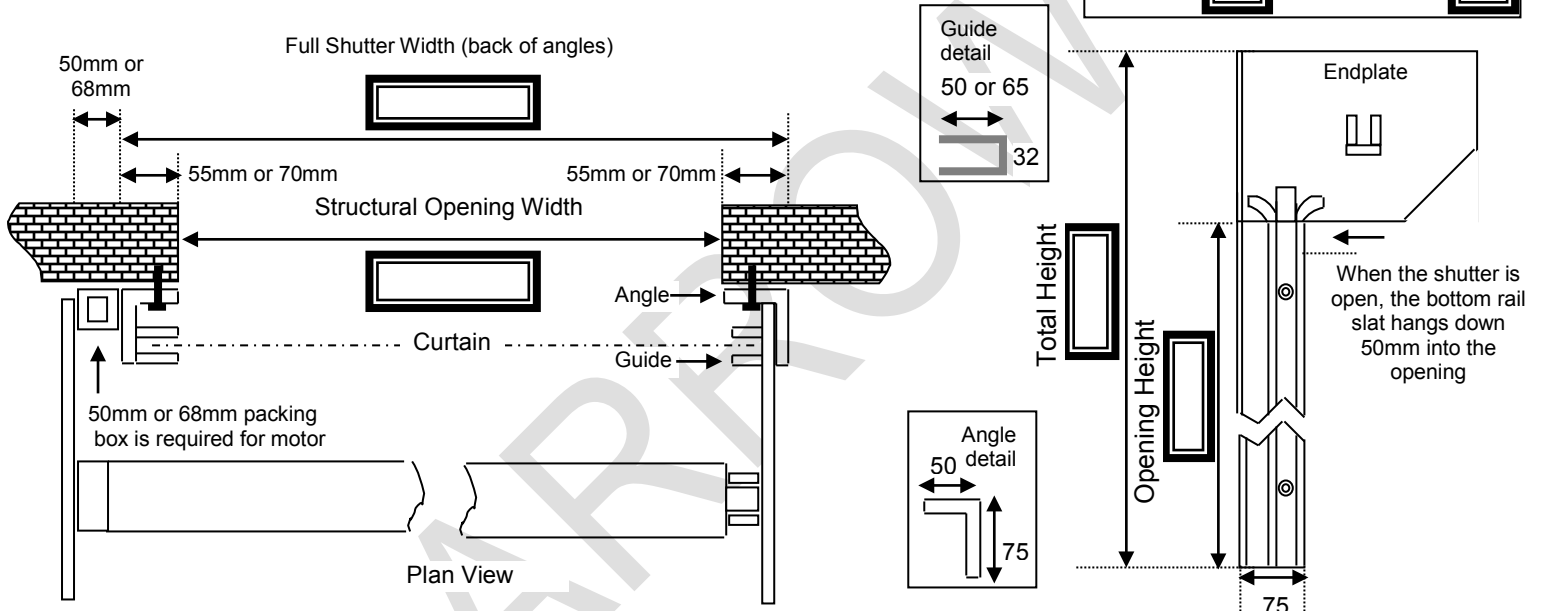
### Shutter Box Sizes

Total height including shutter box up to 1200mm high the box size required will be 250mm.

Total height including shutter box up to 2000mm high the box size required will be 300mm

Total height including shutter box up to 2800mm high the box size required will be 350mm

Total height including shutter box up to 4600mm high the box size required will be 400mm

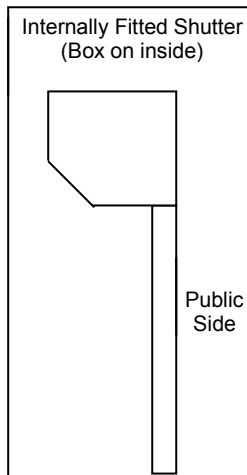
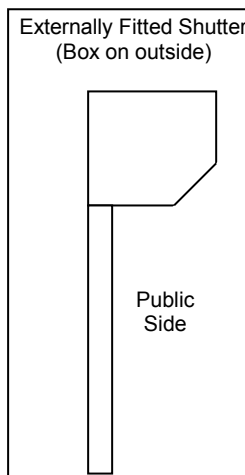
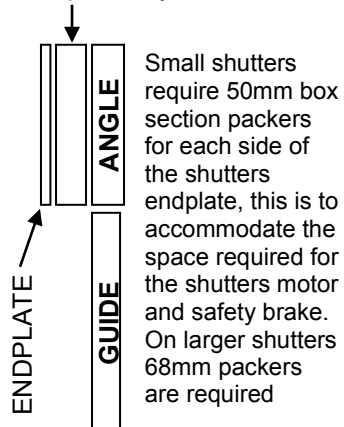


**Options Tick-Box:** Diagram shown above is for a face fixing electric operated shutter. Motor on left.

Galvanised Steel 75mm Solid Slats	Colour Required	External Key-switch	Battery Back-Up	FS Control Panel	Smoke Detector	Heat Detector
-----------------------------------	-----------------	---------------------	-----------------	------------------	----------------	---------------

Face fixing Shutter	Reveal fixing Shutter	Externally Fitted shutter	Internally Fitted shutter	Shutter box Above Opening	Shutter Box In Opening	Override Motor	Safety Brake
---------------------	-----------------------	---------------------------	---------------------------	---------------------------	------------------------	----------------	--------------

Box section length of endplates only



**Please send a photo of the opening you are covering enter additional information & Extras here:**